

Unit 1 At School

Let's Talk



A Listen and say.

CD1
03

Hi, Scott. How are you?


I'm OK, thanks.
How about you?

Pretty good!



Good-bye, Scott!

See you later!



CD1
04

How about you?
I'm OK.
Pretty good!

Good-bye!
See you later!

I am = I'm

B Listen and sing.



The Hello and Good-Bye Song



Hi, Scott. How are you?

I'm fine, thank you.

Hi, Jenny. How are you?

Pretty good, thank you.

Hi, Andy. How are you?

OK, thank you.

Hi, Kate. How are you?

I'm fine.

Good-bye, Scott.

See you later, alligator!

Good-bye, Jenny.

See you later, alligator!

Good-bye, Andy.

See you later,


See you later.

See you later, alligator!

Good-bye, Kate!



C Say and act. Say hello and good-bye.



Let's Learn



A Learn the words. CD1 06



1. a picture



2. a window



3. a pencil sharpener



4. a workbook



5. a paper clip



6. a clock




7. a door



8. a calendar


B Ask and answer. CD1 07

What's this?



It's a picture.

What's that?



It's a window.

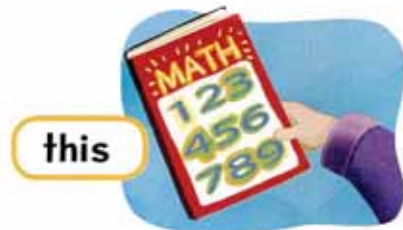


What's this?
It's a picture.

What's that?
It's a window.

It is = It's
What is = What's

C Ask and answer. CD1
09



CD1
10

Is	this	a calendar?	Yes, it is.
	that		No, it isn't.

is not = isn't

D Listen, point, and chant. CD1
11

What's This? What's That?

What's this?

What's that?

This is a spider.

That's a cat.

What's this?

What's that?

This is a baseball.

That's a bat.



This is a spider.

That's a cat.

This is a baseball.

That's a bat.



Let's Learn More



A Learn the words.

CD1
12



1. paper clips



2. pictures



3. clocks



4. workbooks



5. calendars



6. pencil sharpeners



7. windows



8. doors

B Ask and answer.

CD1
13

What are these?

They're paper clips.



What are those?

They're pictures.



CD1
14

What are these?
They're **paper clips**.

What are those?
They're **pictures**.

They are = They're

C Play a game. Ask your partner.

CD1
15

Are these those doors?

Yes, they are.
No, they aren't.

are not = aren't



D Listen and do.

CD1
16



1. Point to the clock.



2. Touch the picture.



3. Write your name.



4. Sharpen your pencil.



A B C D E F G H I J K L **M N** O P Q R S T U V W X Y Z
a b c d e f g h i j k l **m n** o p q r s t u v w x y z


A Listen, point, and say.

CD1
17

Mm



mop



map



mug

Nn



notebook



nine



nut

B Listen, point, and chant.

CD1
18



The M N Phonics Chant

Hop on the mop,
Not the broom.
I need the name
Of the man in the moon.



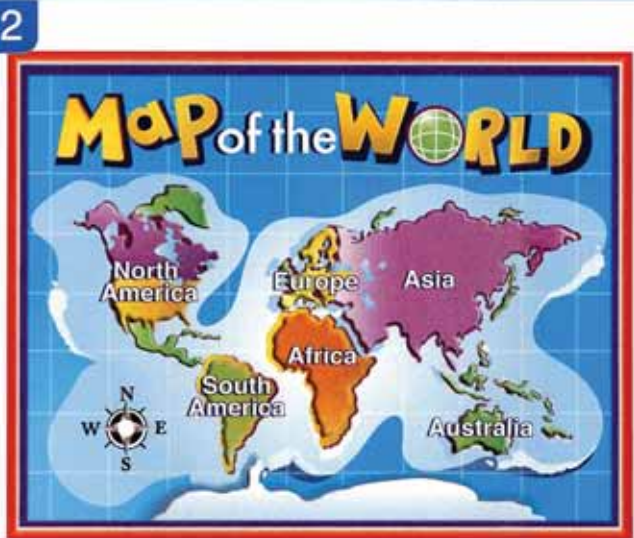
C Listen and read along.

CD1
19

What Do You See?




What's that?
What do you see?
There's a man with a mop.



What are those?
What do you see?
There are names on the map.



What's this?
What do you see?
There's a nut on my notebook.



What are these?
What do you see?
There are nine names on mugs.